

### PRODUCER PRICE INDEX, AUGUST 2023

#### PRODUCER PRICE INDEX LOCAL PRODUCTION

# AUGUST 2023

Malaysia's Producer Price Index decreased to negative 1.8 per cent in August 2023

Aug 2023/Aug 2022  
(year-on-year)

**-1.8%** ↓

July 2023: -2.3%

Aug 2023/July 2023  
(month-on-month)

**0.3%** ↑

July 2023: 0.2%

#### PPI BY SECTOR

**2.9%**

July 2023 :  
3.6%

**1.9%**

July 2023 :  
1.0%

Agriculture,  
Forestry &  
Fishing



**-3.8%**

July 2023 :  
-10.8%

**3.9%**

July 2023 :  
3.1%

Mining



**-2.3%**

July 2023 :  
-2.1%

**-0.2%**

July 2023 :  
-0.2%

Manufacturing



**-0.1%**

July 2023 :  
0.1%

**-0.1%**

July 2023 :  
-0.1%

Electricity &  
Gas Supply



**2.5%**

July 2023 :  
3.1%

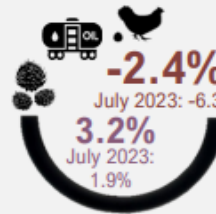
**0.2%**

July 2023 :  
-0.3%

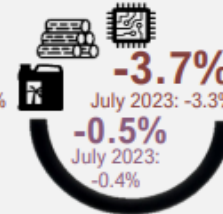
Water  
Supply



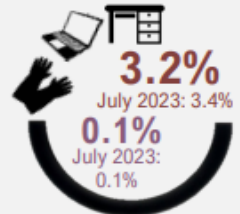
#### PPI BY STAGE OF PROCESSING



Crude materials  
for further  
processing



Intermediate  
materials, supplies  
& components



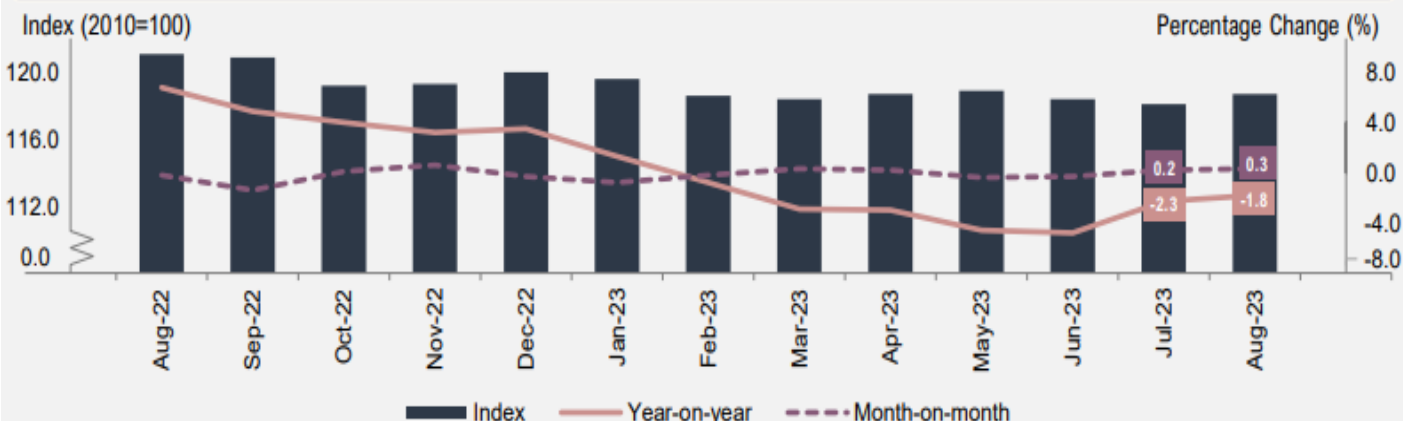
Finished  
goods

#### PPI OF SELECTED COUNTRIES

	Aug 2023	July 2023
United States of Amerika	1.6%	0.8%
Germany	-12.6%	-6.0%
P.R. China	-3.0%	-4.4%
Thailand	-3.1%	-5.1%
Japan	3.2%	3.4%
Republic of Korea	1.0%	-0.3%

Source: Official website of selected NSOs

#### PPI Aug 2022 – Aug 2023



Source : Producer Price Index (2010=100) Local Production, Department of Statistics Malaysia (DOSM)

# MALAYSIA'S LIFE EXPECTANCY, 2023<sup>e</sup>

2013

**74.5 years**

Life expectancy at birth has increased **0.3 years** as compared to a decade ago

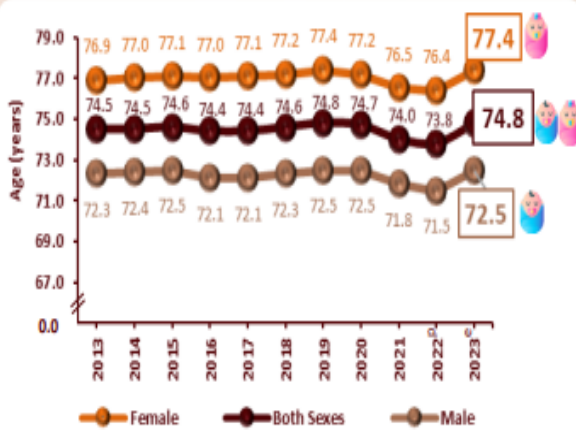
**74.8 years**

2023<sup>e</sup>



01

## LIFE EXPECTANCY AT BIRTH, 2013-2023<sup>e</sup>



In terms of life expectancy, females outlived males by **4.9 years** in 2023

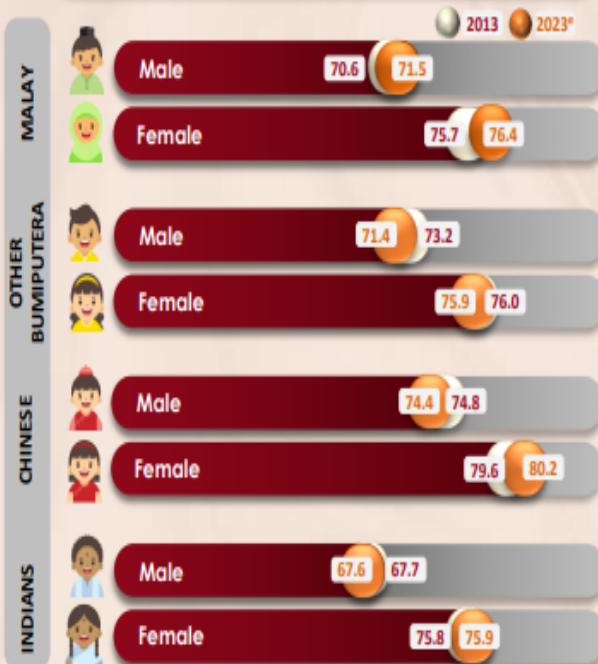
02

## LIFE EXPECTANCY AT BIRTH BY CITIZENSHIP



03

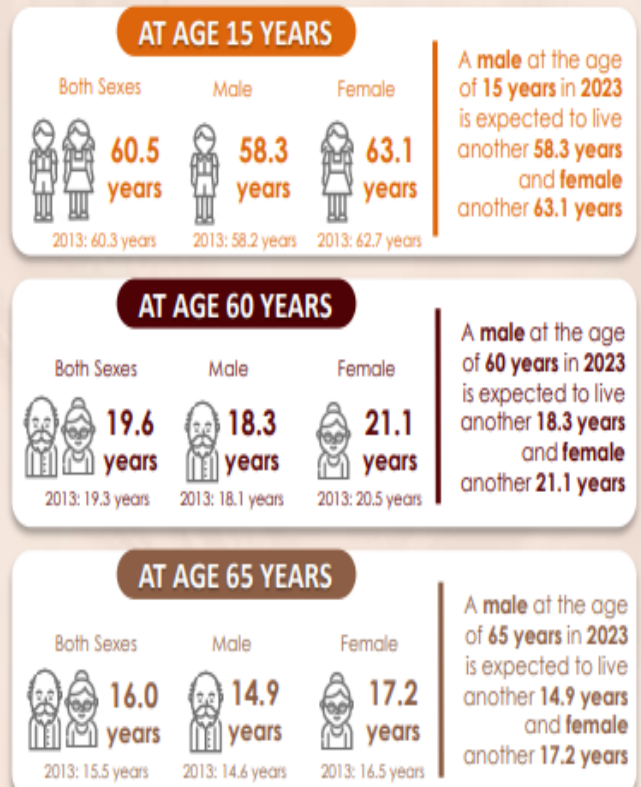
## LIFE EXPECTANCY AT BIRTH BY ETHNIC GROUP



Chinese recorded the **highest** life expectancy at birth in 2023 as compared to other ethnic groups with **74.4 years** (male) and **80.2 years** (female)

04

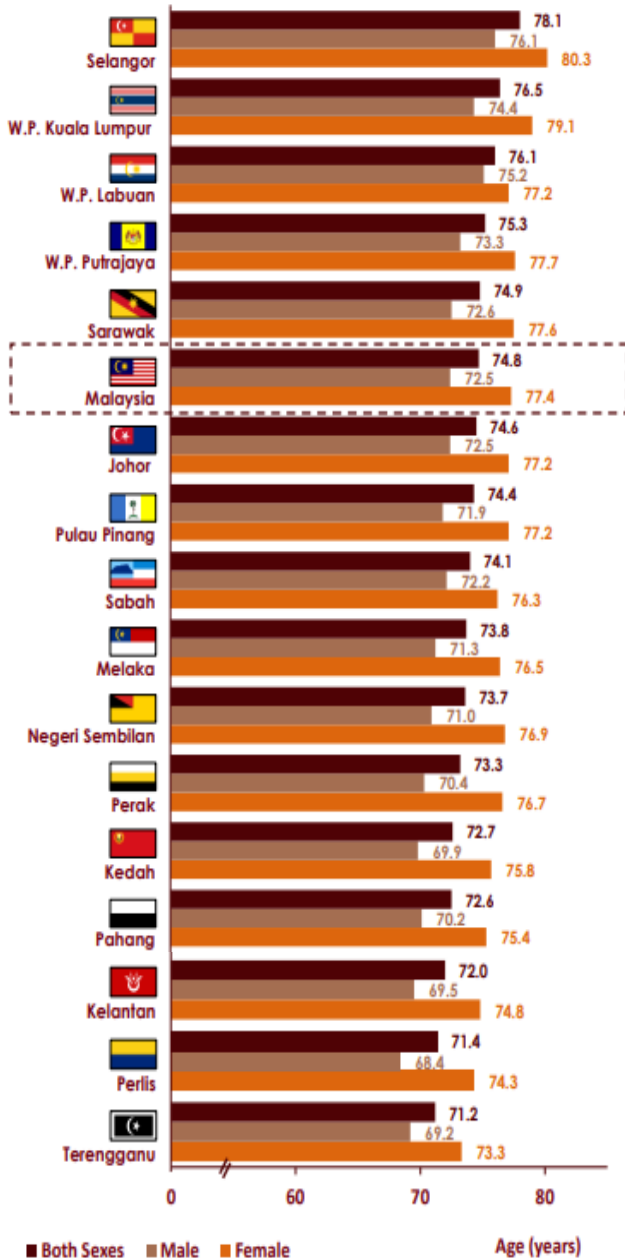
## LIFE EXPECTANCY AT SPECIFIC AGE



Notes: <sup>a</sup> Preliminary <sup>e</sup> Estimates

# MALAYSIA'S LIFE EXPECTANCY, 2023<sup>e</sup> (CONT.)

## 05 LIFE EXPECTANCY AT BIRTH BY STATE, MALAYSIA, 2023<sup>e</sup>



### LIFE EXPECTANCY BY STATE

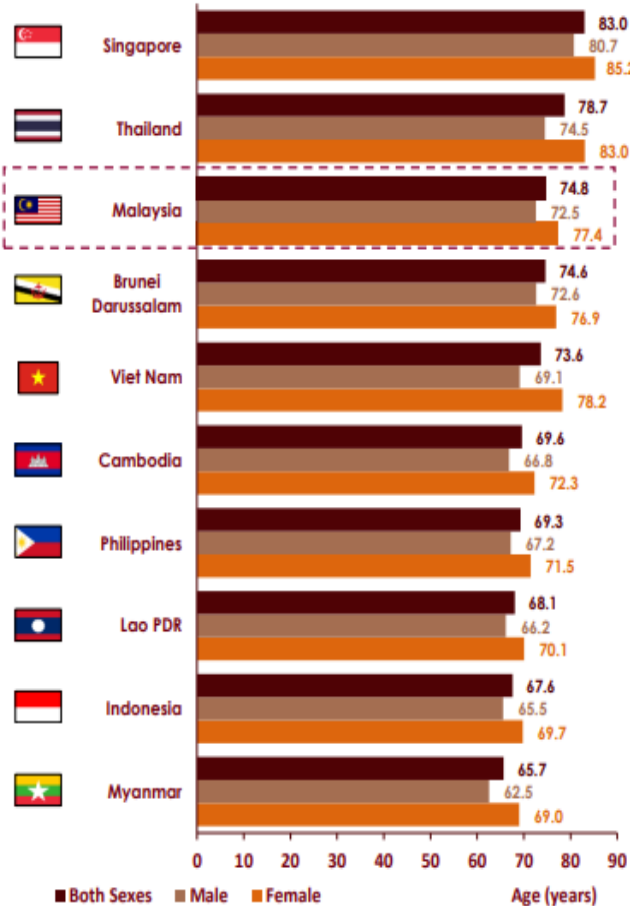
Five states recorded life expectancy above the national level (74.8 years) namely **Selangor** (78.1 years), **W.P. Kuala Lumpur** (76.5 years), **W.P. Labuan** (76.1 years), **W.P. Putrajaya** (75.3 years) and **Sarawak** (74.9 years)

**Notes:**

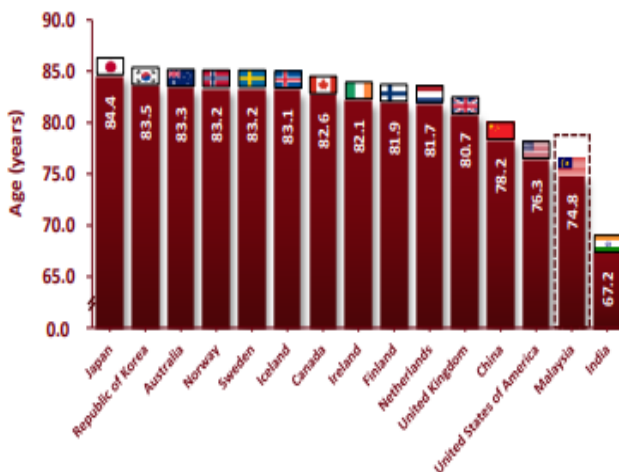
<sup>e</sup> Estimates

<sup>a</sup> Statistics of life expectancy at birth for ASEAN and selected countries are obtained from the World Development Indicators (WDI), updated July 2023 except Malaysia and Singapore (latest release).

## 06 LIFE EXPECTANCY AT BIRTH BY ASEAN COUNTRIES, 2021<sup>a</sup>

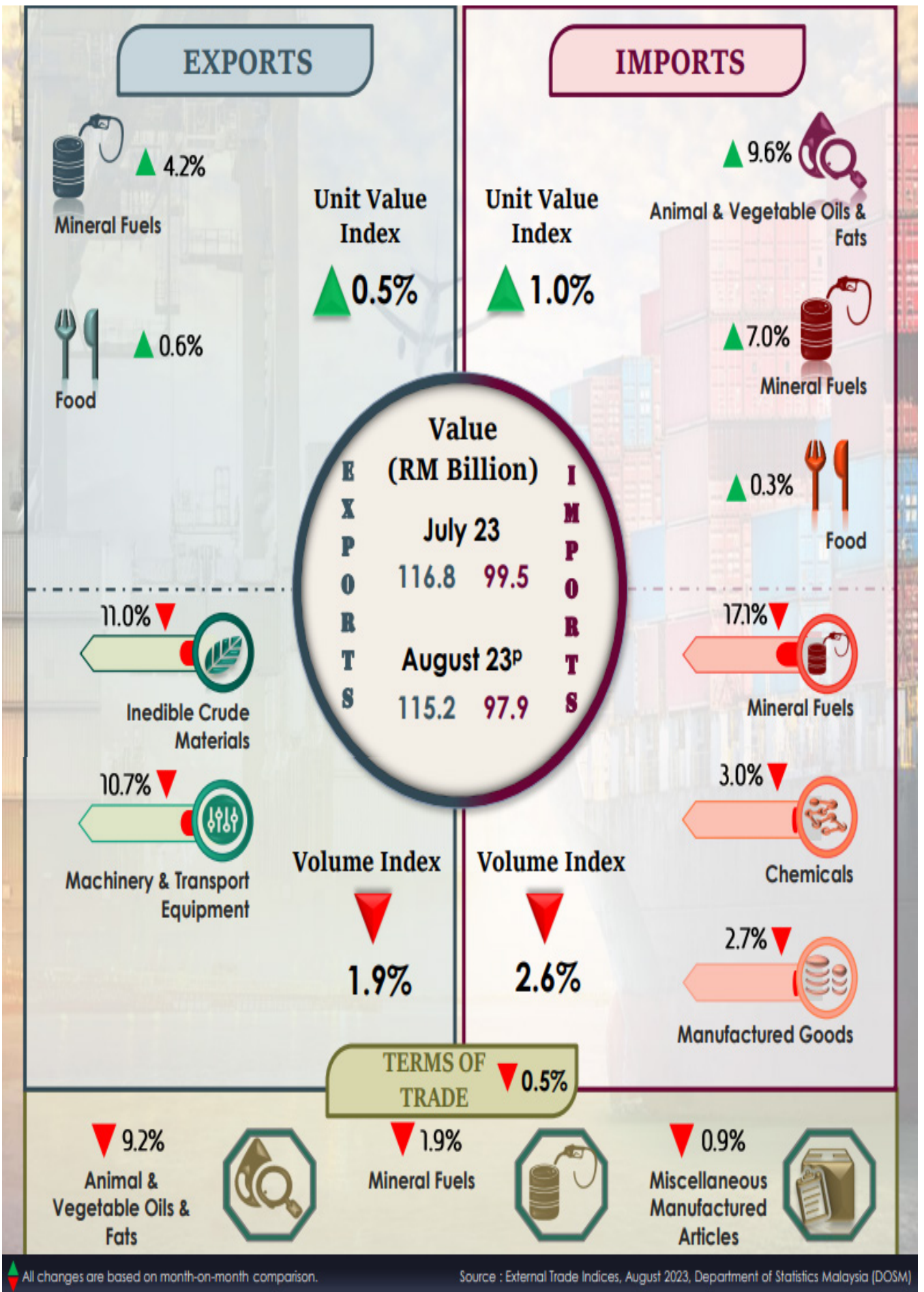


## 07 LIFE EXPECTANCY AT BIRTH BY SELECTED COUNTRIES, 2021<sup>a</sup>




Source: Abridged Life Tables, Malaysia, 2021-2023, Department of Statistics Malaysia (DOSM)

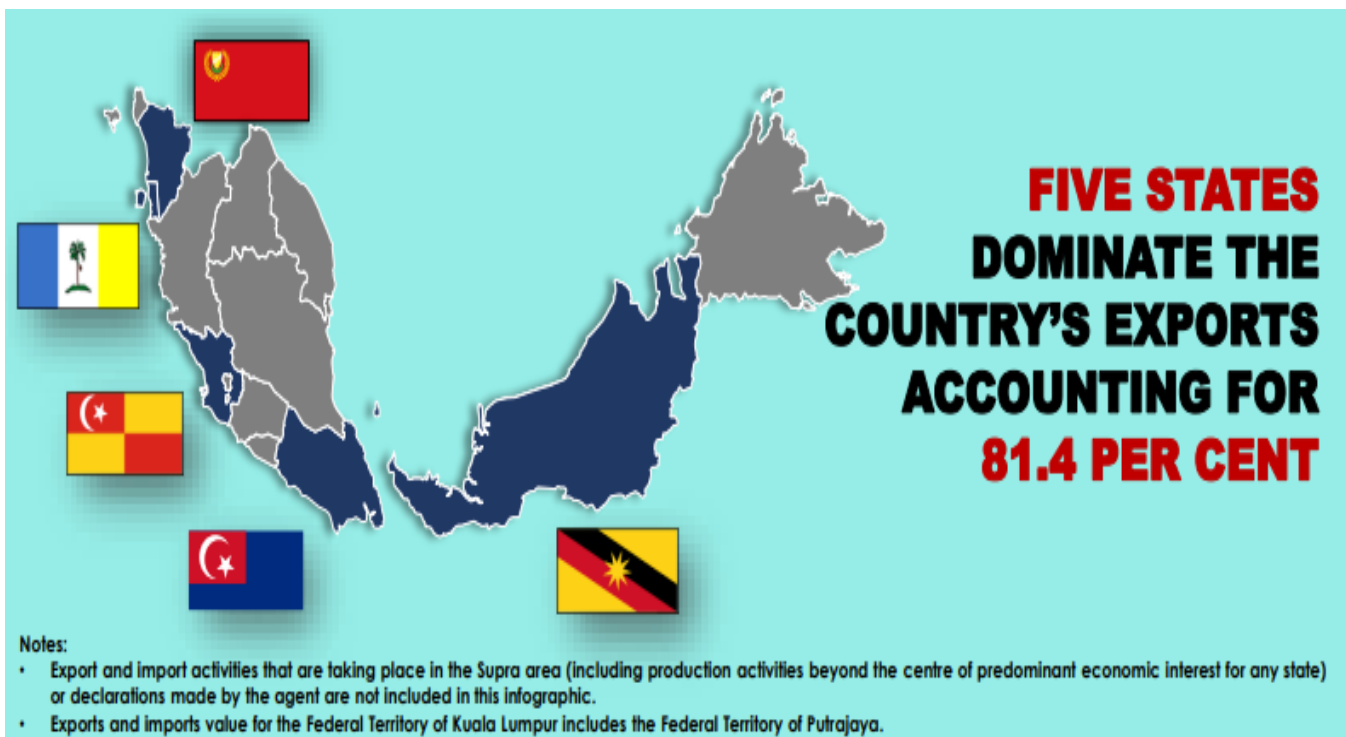
# EXTERNAL TRADE INDICES, AUGUST 2023



## EXPORT IMPORT STATISTICS BY STATE, AUGUST 2023




### TOP 5 EXPORTERS



Source: Department of Statistics Malaysia (DOSM)


# MALAYSIA AS WORLD LARGEST EXPORTER OF PARTS AND ACCESSORIES OF ELECTRONIC CALCULATING MACHINES OF SUBHEADING 8470.10, 8470.21 OR 8470.29, N.E.S.

In 2022 Malaysia's export of parts and accessories of electronic calculating machines of subheading 8470.10, 8470.21 or 8470.29, n.e.s. recorded US\$ 215.3 million which was 43.7% share of the world exports.



Notes:  
 -\*HS847321  
 -% refer to share in world exports

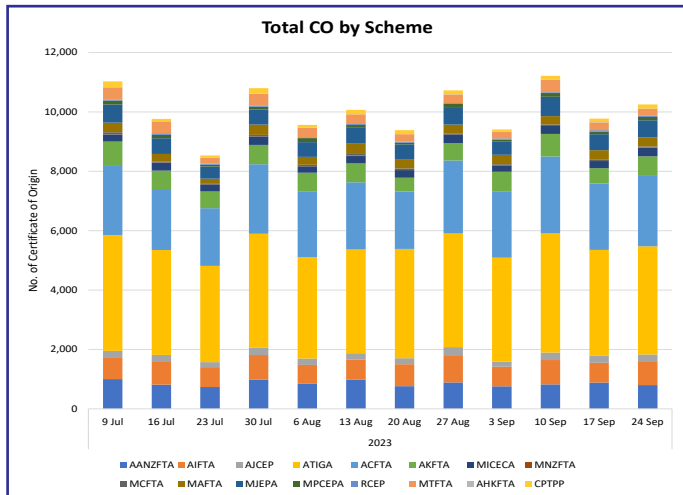
## MALAYSIA'S TOP EXPORT DESTINATIONS



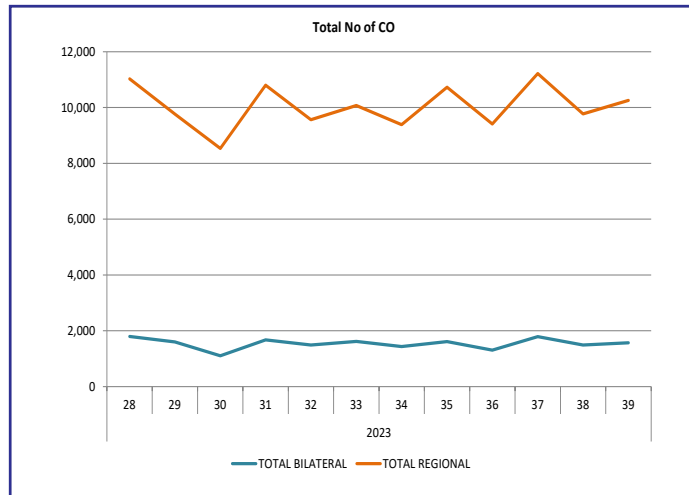
Sources: <https://www.trademap.org/index.aspx>

# Number of PCO as at 24 September 2023 Weekly / Monthly/ Annually

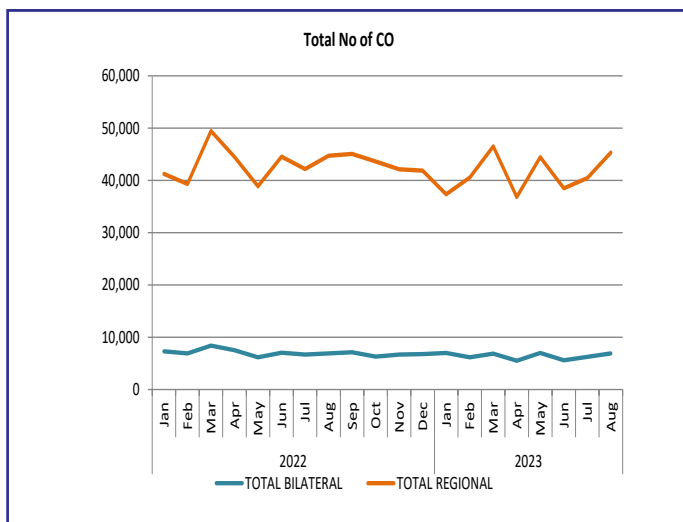
## Weekly Total Scheme



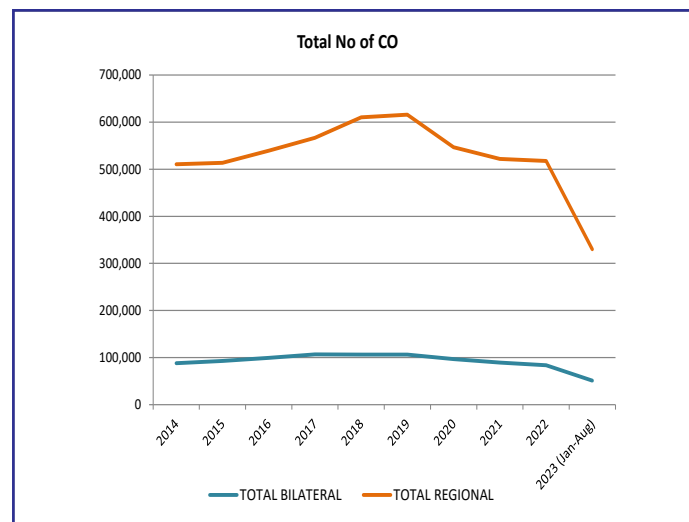
## Weekly



## Monthly



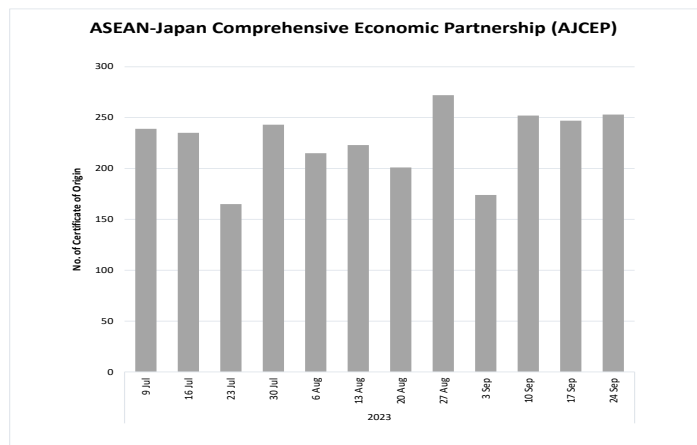
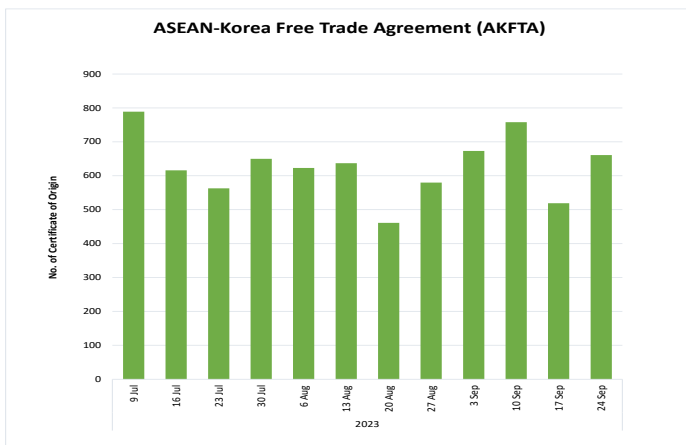
## Annually



Note: \*Provisional Data  
Source: Ministry of Investment, Trade and Industry, Malaysia

# Regional FTA

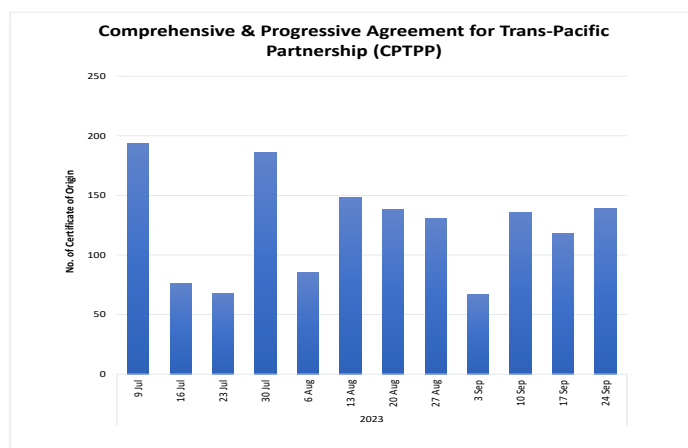
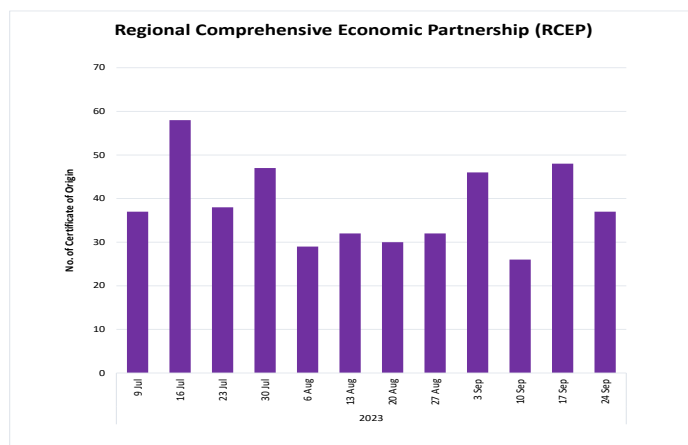
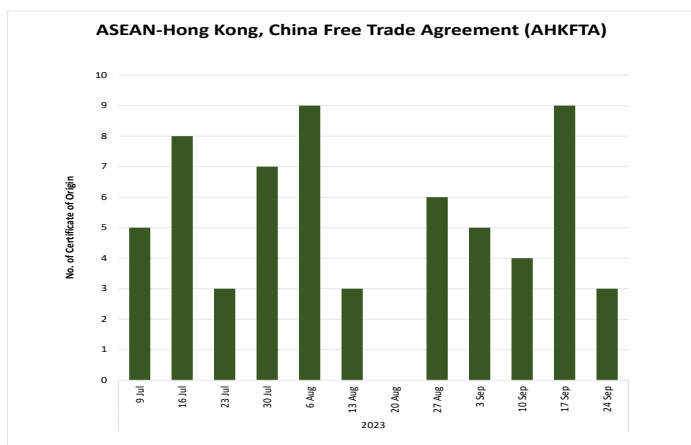
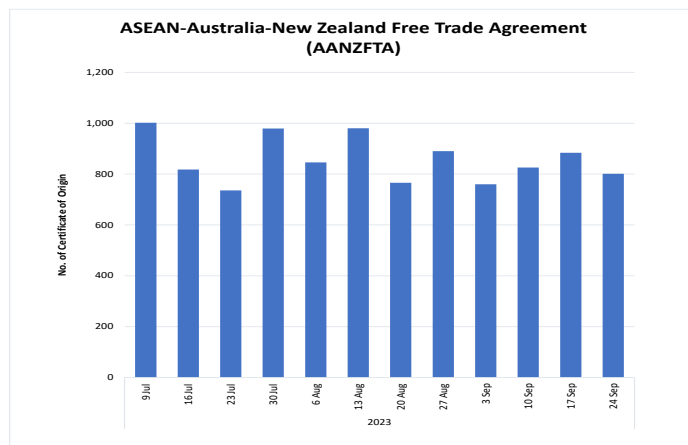
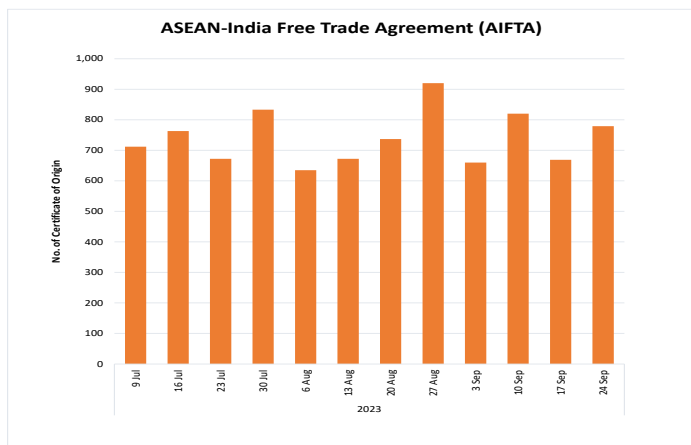
## Number of Preferential Certificates of Origin (PCOs) as at 24 September 2023



Note: \*Provisional Data  
Source: Ministry of Investment, Trade and Industry, Malaysia



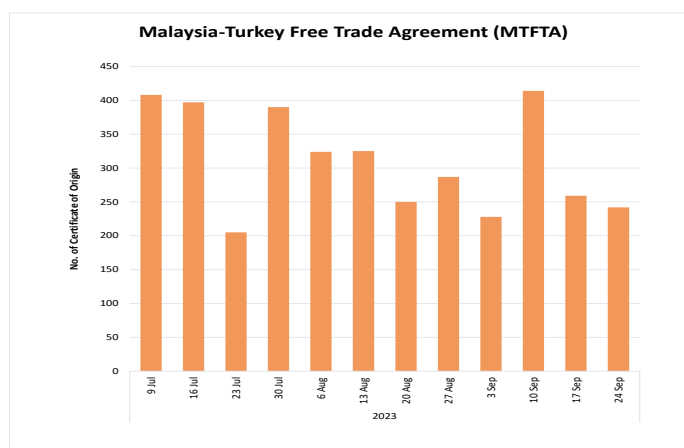
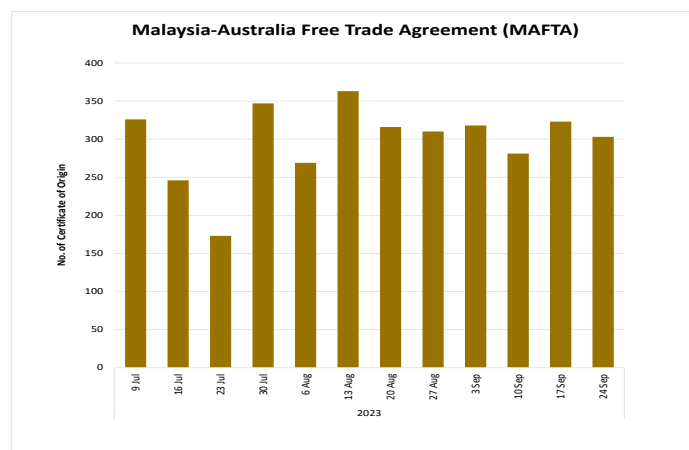
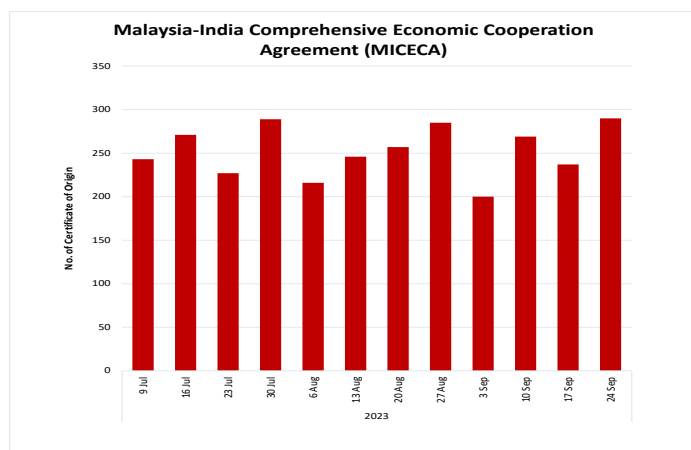
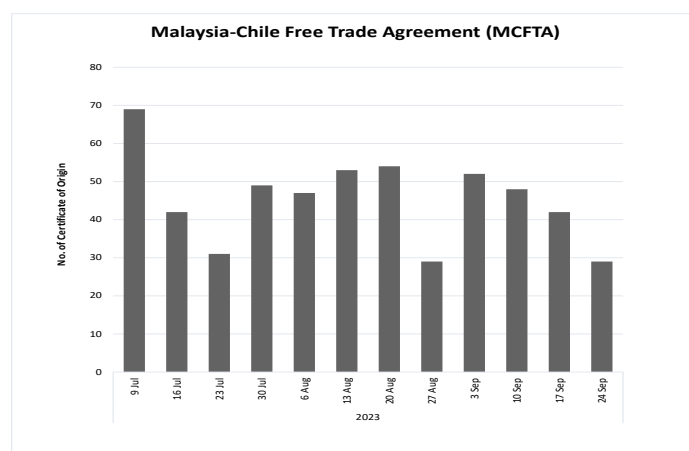
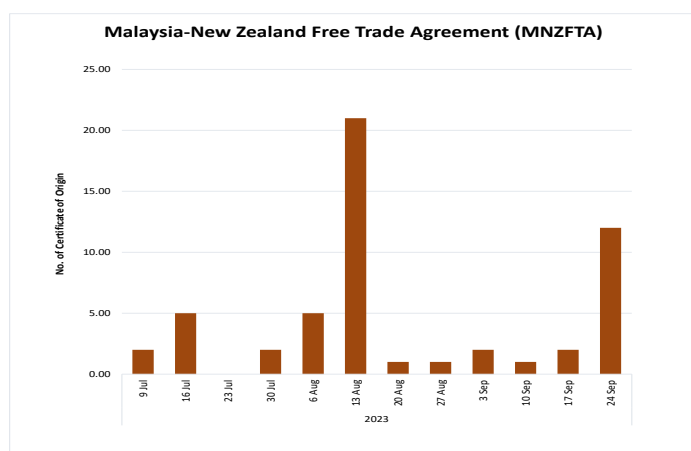
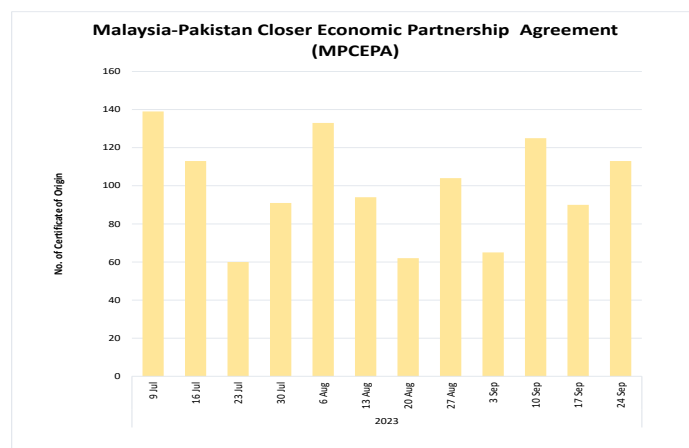
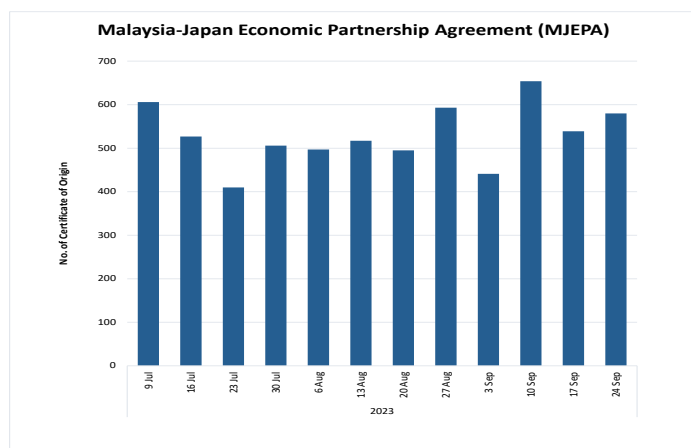
# Regional FTA Number of Preferential Certificates of Origin (PCOs) as at 24 September 2023



Note: \*Provisional Data  
Source: Ministry of Investment, Trade and Industry, Malaysia

# Bilateral FTA

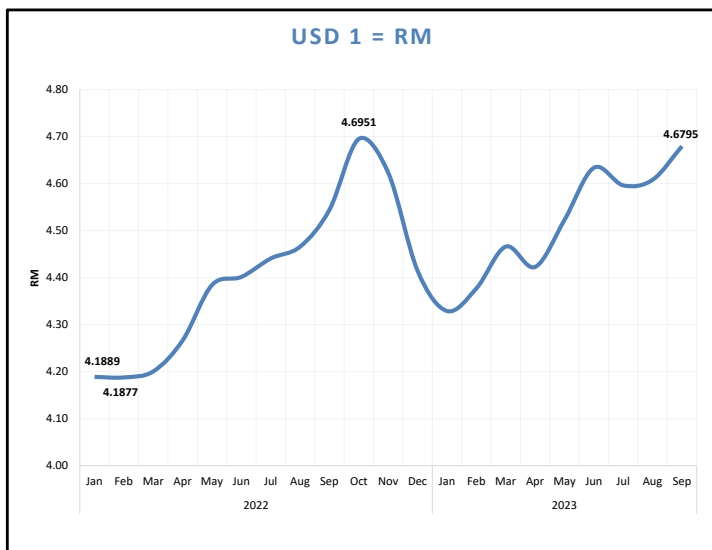
## Number of Preferential Certificates of Origin (PCOs) as at 24 September 2023



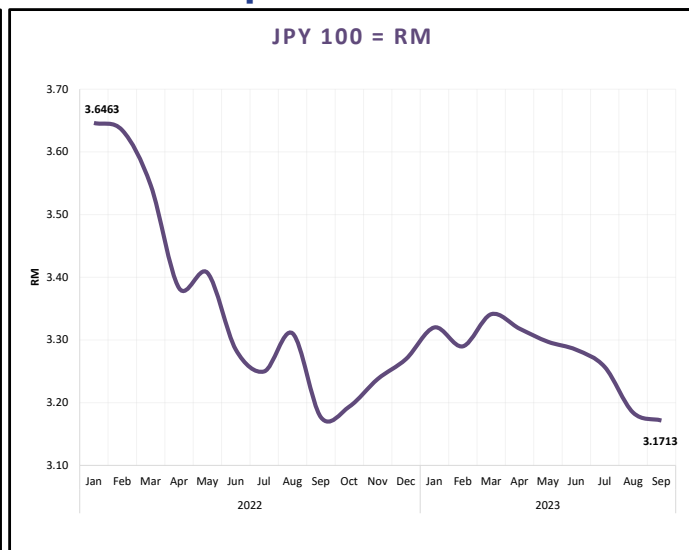
Note: \*Provisional Data  
Source: Ministry of Investment, Trade and Industry, Malaysia

# Malaysian Ringgit Exchange Rate with Selected Countries, January 2022 - September 2023

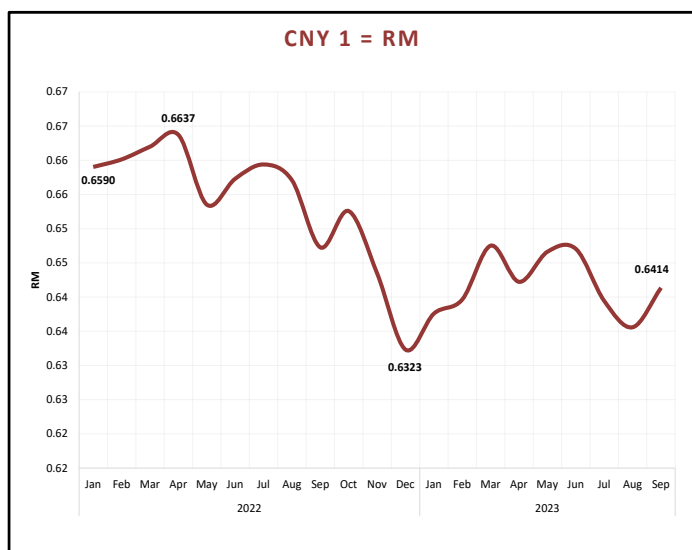
## US Dollar



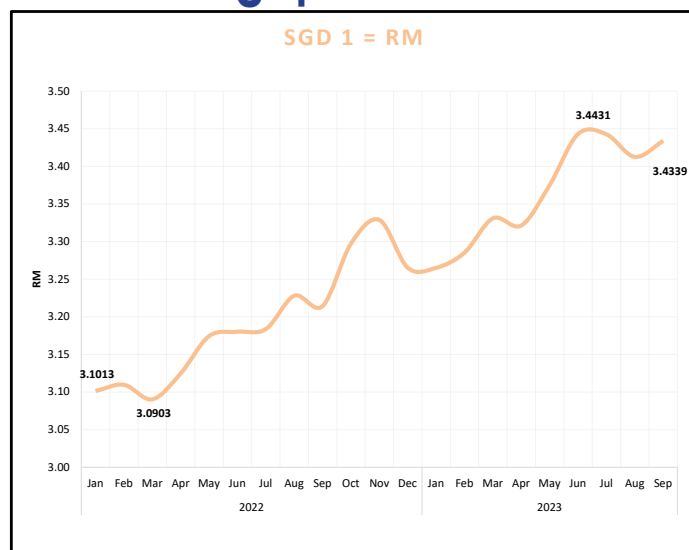
## Japanese Yen



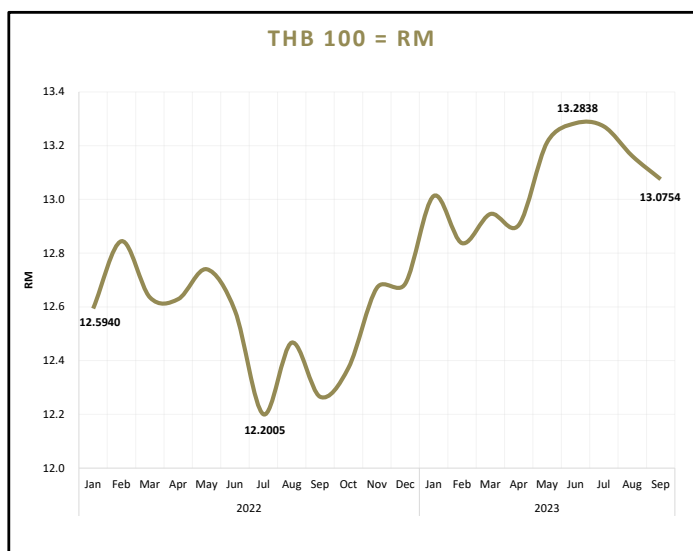
## Chinese Yuan



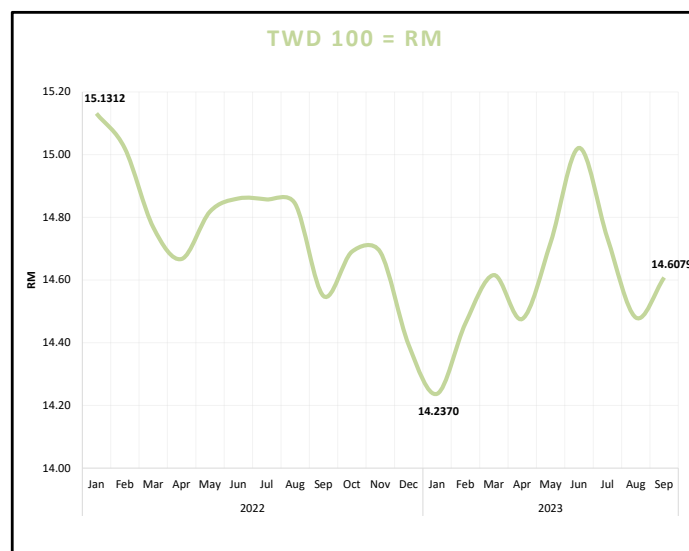
## Singapore Dollar



## Thai Baht



## New Taiwan Dollar



Source : Bank Negara Malaysia

# Commodity Prices

## CRUDE PETROLEUM (BRENT) -per bbl-



▲ 2.2%\*  
US\$95.3  
29 Sept 2023

Highest  
2022/2023

29 Sep 2023 : US\$95.3  
10 June 2022 : US\$122.0

17 March 2023 : US\$73.0  
9 Dec 2022 : US\$76.1

Lowest  
2022/2023

Average Price 2022<sup>i</sup> : US\$99.4

## CRUDE PALM OIL -per MT-



▲ 1.1%\*  
US\$786.1  
29 Sept 2023

Highest  
2022/2023

3 Mar 2023 : US\$964.5  
11 Mar 2022 : US\$1,774.7

2 Jun 2023 : US\$738.1  
30 Sep 2022 : US\$715.6

Lowest  
2022/2023

Average Price 2022<sup>i</sup> : US\$1,171.6

## RUBBER SMR 20 -per



▼ 0.7%\*  
US\$1,415.0  
29 Sept 2023

Average Price 2022<sup>i</sup> : US\$1,549.9

## COCOA SMC 2 -per MT-



▼ 1.0%\*  
US\$2,185.5  
29 Sept 2023

Average Price 2022<sup>i</sup> : US\$1,564.5

## SUGAR -per lbs-



▼ 1.0%\*  
US\$26.5  
29 Sept 2023

Average Price 2022<sup>i</sup> : US\$18.8

## COAL -per MT-



▲ 0.1%\*  
US\$123.3  
29 September 2023

Average Price 2022<sup>i</sup> : US\$290.8

## SCRAP IRON HMS -per MT-



▲ 1.1%\*  
US\$381.2  
(high)  
July 2023


▲ 3.5%\*  
US\$351.2  
(low)

Average Price 2022<sup>i</sup> : US\$469.9 (high)  
Average Price 2022<sup>i</sup> : US\$426.3 (low)

## Domestic Prices July 2023



**Billets**  
(per MT)  
RM2,488 - RM2,550

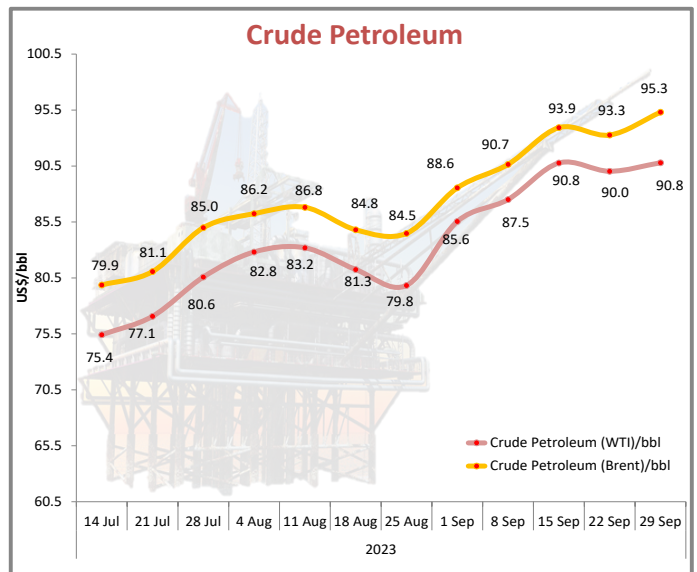
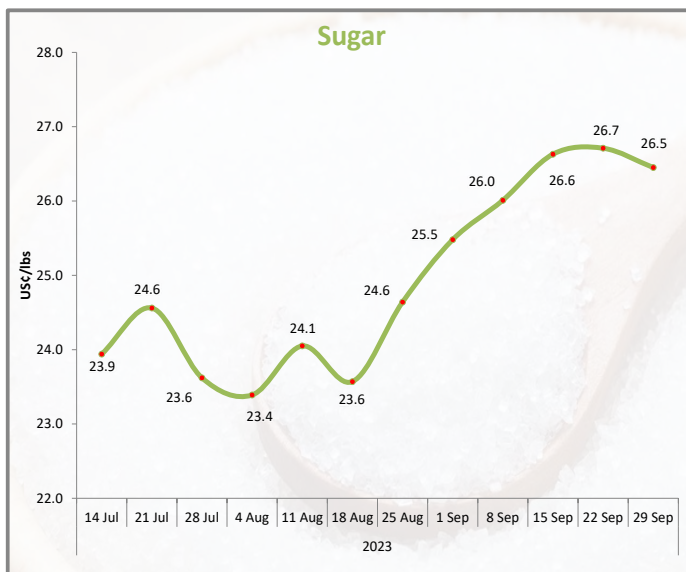
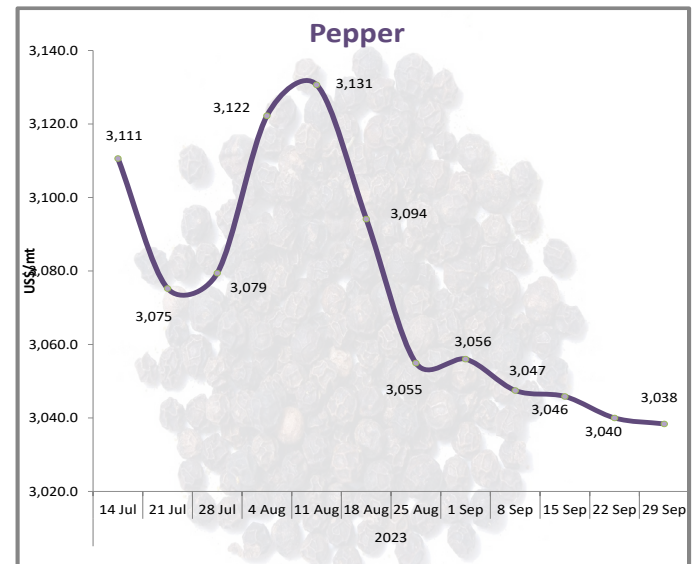
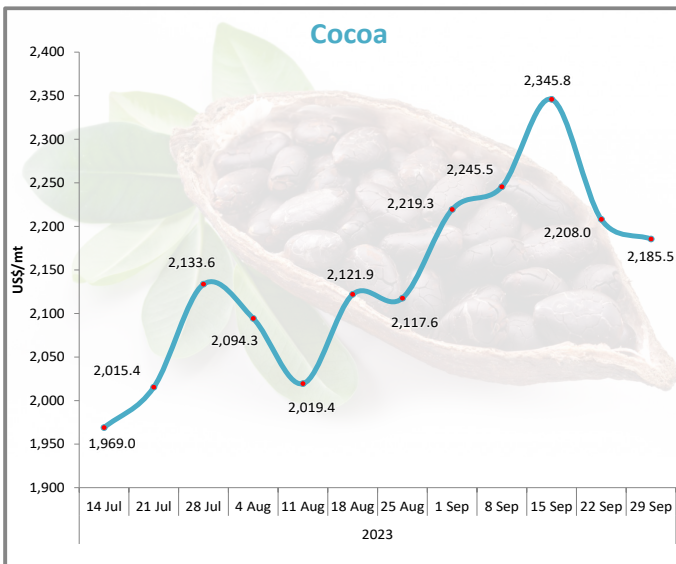
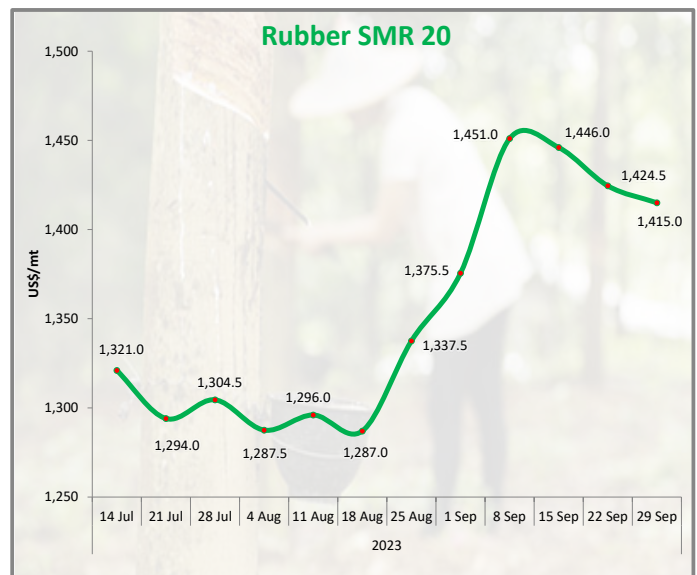
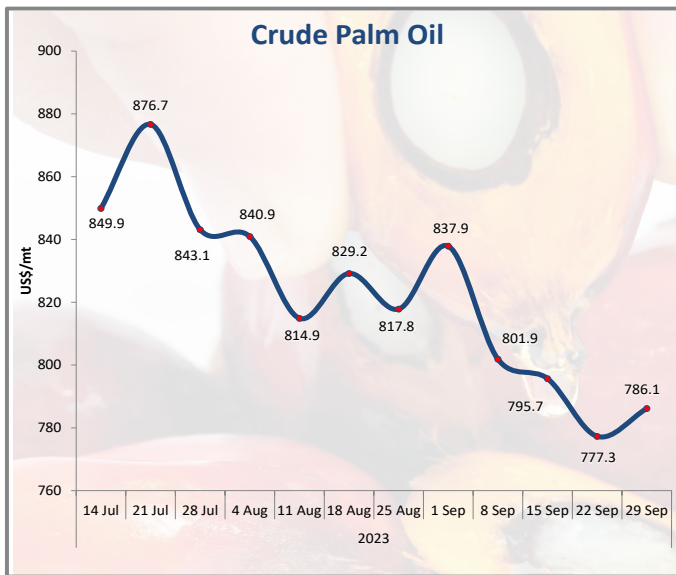


**Steel Bars**  
(per MT)  
RM2,739 - RM2,841

Notes: All figures have been rounded to the nearest decimal point  
\* Refer to % change from the previous week's price  
i Average price in the year except otherwise indicated

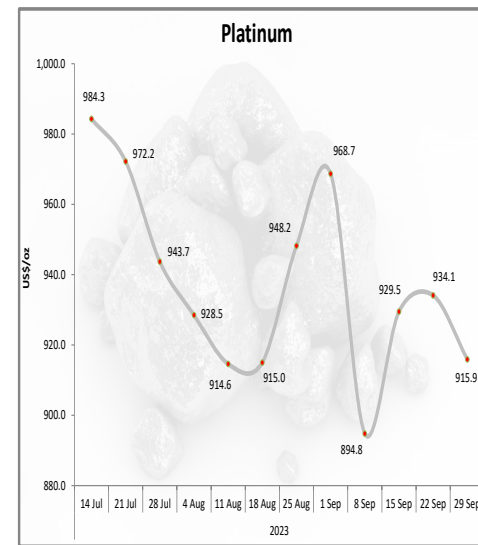
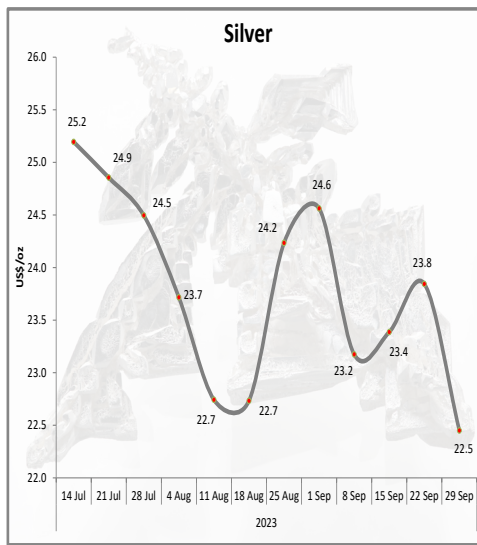
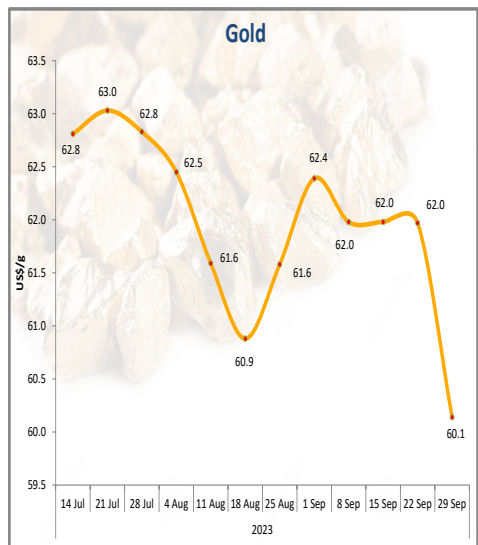
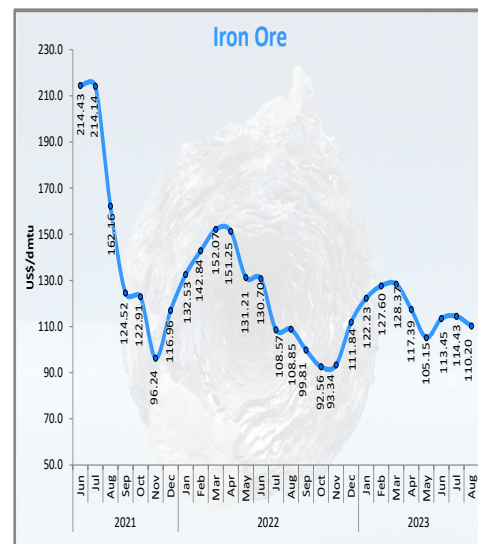
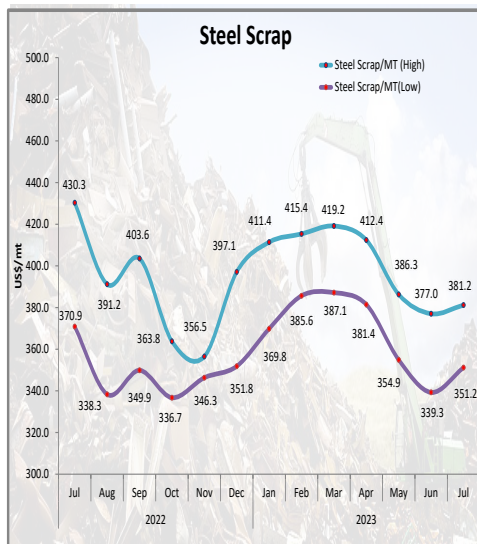
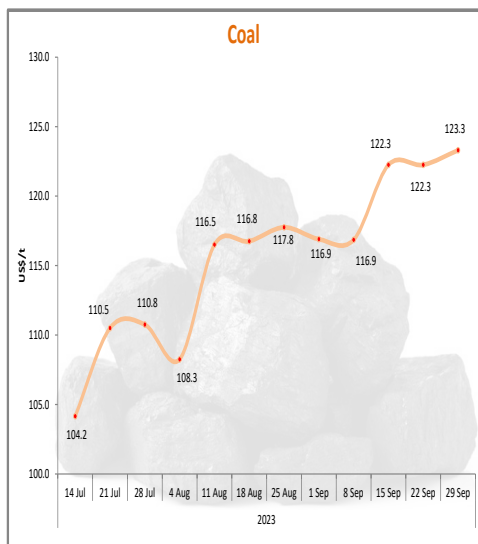
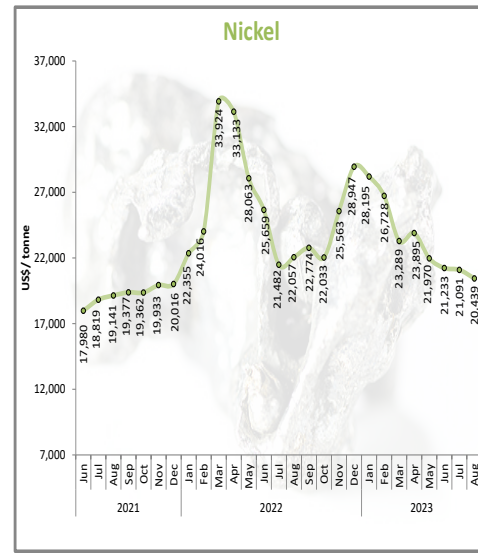
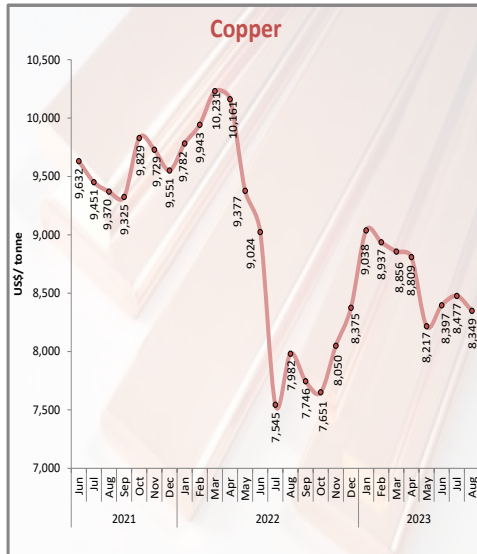
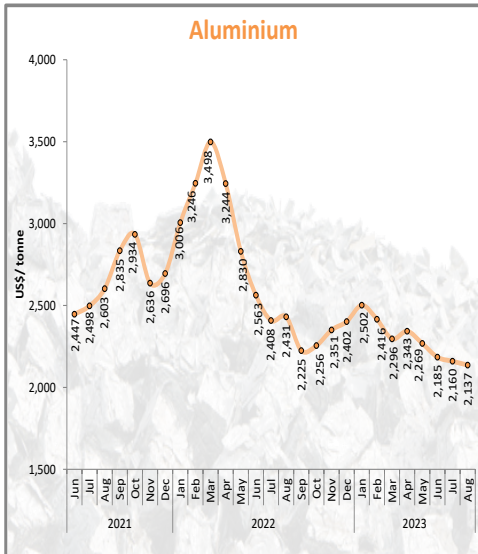
Sources: Ministry of Investment, Trade and Industry, Malaysian Palm Oil Board, Malaysian Rubber Board, Markets Insider, Malaysian Cocoa Board, Malaysian Iron and Steel Industry Federation, and International Sugar Organization.

# Commodity Price Trends



Sources: Ministry of Investment, Trade and Industry, Malaysian Palm Oil Board, Malaysian Rubber Board, Malaysian Cocoa Board, Malaysian Pepper Board, International Sugar Organization, Markets Insider.

# Commodity Price Trends



Sources: Ministry of Investment, Trade and Industry, Malaysian Iron and Steel Industry Federation, Markets Insider, World Bank, World Gold Council, The Wall Street Journal.

# RCEP

## REGIONAL COMPREHENSIVE ECONOMIC PARTNERSHIP (RCEP)



### THE RCEP COVERS:

- 1 Elimination or reduction of import duties
- 2 Promotion, facilitation, protection and investment liberalisation
- 3 Protection of intellectual property rights, facilitation in e-commerce
- 4 Economic and technical cooperation

### RCEP CONSISTS OF

**10** ASEAN member countries

**5** ASEAN FTA Partner countries

### MAIN OBJECTIVES OF RCEP

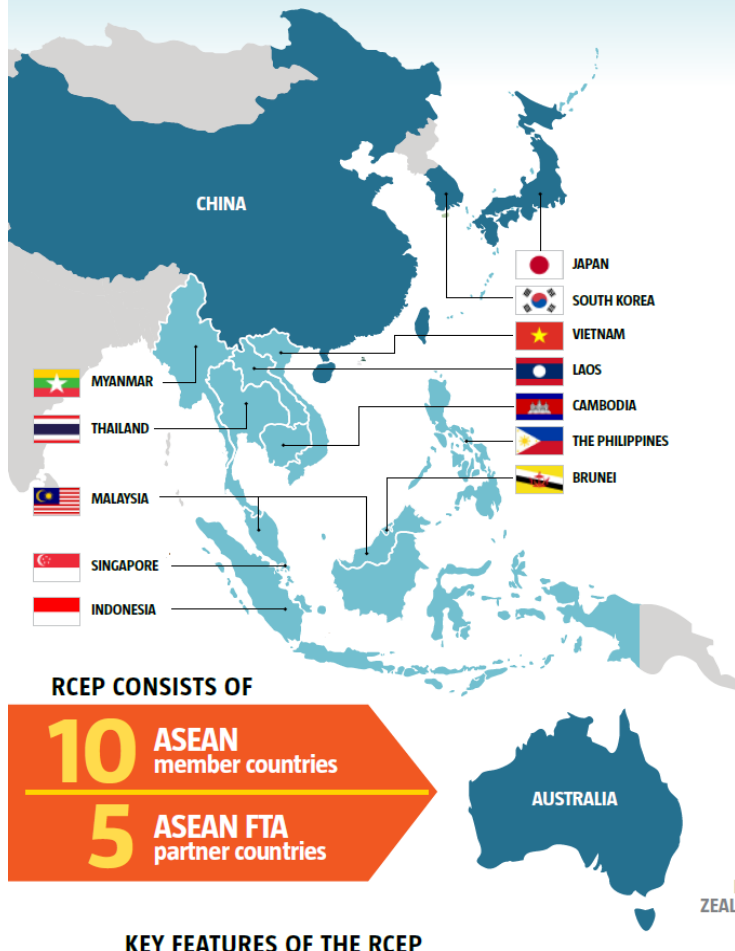
- 1 Strengthening regional value chain
- 2 User friendly and easy to use
- 3 Modern, comprehensive and high quality

ALL YOU NEED TO KNOW

# RCEP

## Regional Comprehensive Economic Partnership (RCEP)

The Regional Comprehensive Economic Partnership (RCEP) Agreement is designed to broaden and deepen ASEAN's engagement with Australia, China, Japan, Korea and New Zealand. The objective of the trade agreement is to establish a modern, comprehensive, high-quality, and mutually beneficial economic partnership that will facilitate the expansion of regional trade and investment and contribute to global economic growth and development in the region.



**2012**

The decision to initiate the Regional Comprehensive Economic Partnership (RCEP) Agreement begins at the 21st ASEAN Summit

**2020**

The RCEP is officially signed by 10 ASEAN member countries along with five ASEAN FTA partner countries after 31 rounds of formal negotiations

**Total Population 2.2 billion**

Total GDP US\$24.8 billion  
28.9% of the world's GDP

### PRIMARY OBJECTIVES

The RCEP Agreement is created to establish a modern, comprehensive, high-quality, and mutually beneficial economic partnership that will facilitate the expansion of regional trade and investment and contribute to global economic growth and development amongst RCEP member countries.

The single regional free trade agreement (FTA) is also intended to strengthen regional value chain for businesses in the region, particularly the Small and Medium Enterprises (SMEs).

It is designed to create and support an open, inclusive, and rules-based multilateral trading system, which will in turn create avenues for market and employment opportunities for businesses and people within the region.

The trade agreement will allow businesses in RCEP member countries to gain access to a much wider regional market. Progressive elimination and reduction of customs duties for trade in goods as well as facilitation of export and import of goods among the RCEP countries will serve to enhance inter and intra-regional trade and investment whilst strengthening regional value chains.

To serve as a vital economic tool to spur economic growth in the region. It will also allow more seamless opening of markets whilst creating uninterrupted supply chains within the region. The trade agreement is also intended to help facilitate transparency, information exchange and better compliance for technical regulations and standards amongst RCEP member countries.

### KEY FEATURES OF THE RCEP



#### Trade In Goods

Progressive elimination of tariff and non-tariff barriers on substantially all trade in goods including the related chapters of rules of origin, customs procedures, sanitary and phytosanitary measures, standards, technical regulations and conformity assessment procedures and trade remedies in order to establish a free trade area among the parties.



#### Trade In Services

Liberalisation of services sectors, including financial services, telecommunications services and movement of natural persons. The RCEP will be comprehensive, of high quality and substantially eliminate restrictions and/or discriminatory measures with respect to trade in services between the RCEP participating countries. Rules and obligations on trade in services under the RCEP will be consistent with the General Agreement on Trade in Services (GATS).



#### Investment

Promotion, facilitation, protection and liberalisation of investment. The RCEP will aim to create a liberal, facilitative, and competitive investment environment in the region based on these four pillars in order to create an enabling investment environment in the region along with improved investment facilitation provisions as well as investor aftercare.

#### Economic & Technical Cooperation

The economic and technical cooperation provisions in the RCEP will build upon existing economic cooperation arrangements between ASEAN and ASEAN's FTA partners to narrow the development gaps amongst member countries. Under the RCEP agreement, cooperation activities will also include trade activities such as e-commerce and other areas that would be mutually agreed upon by the RCEP participating countries.



#### Protection Of Intellectual Property Rights

Aimed at reducing IP-related barriers to trade and investment by promoting economic integration and cooperation in the utilization, protection and enforcement of intellectual property rights amongst RCEP member countries.



MINISTRY OF  
INTERNATIONAL TRADE AND INDUSTRY





MINISTRY OF INTERNATIONAL TRADE AND INDUSTRY

# INDUSTRY4WRD READINESS ASSESSMENT

Get your firm assessed. Be ready for Industry 4.0.

## All you need to know about Industry4WRD RA



### What is it?

Trained assessors will help you to understand your readiness for Industry 4.0 and make recommendations on where to start your transformation.

### Who is eligible?



- ✓ Manufacturing and its related services sector
- ✓ Valid registration and business licences
- ✓ Company has at least 60% local equity
- ✓ In operation for more than 3 years

### What are the benefits?



Identify areas of improvement in terms of people, process and technology.



Receive comprehensive readiness report.



Be entitled to apply for financial incentives.

### Incentives for RA

- Government-funded assessment for eligible SMEs.
- Others will get tax exemption on RA fees up to RM27k.



### Enquiries

- General: [i4.0@miti.gov.my](mailto:i4.0@miti.gov.my)
- RA: [industry4wrdd@mpc.gov.my](mailto:industry4wrdd@mpc.gov.my)



### Process Flow

• A FEW SIMPLE STEPS •

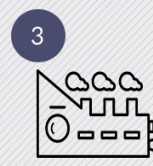
Readiness Assessment




Apply online at [www.miti.gov.my/industry4wrdd](http://www.miti.gov.my/industry4wrdd)



Evaluation by Committees




Onsite Assessment



Receive RA Report

Business Intervention



Develop Intervention Proposal



Apply for Financial Incentives



Implement the Intervention Plan

For more information, kindly click the following links:

<https://www.miti.gov.my/index.php/pages/view/industry4WRD>

# Tahniah

Diucapkan kepada

**YBrs. ENCIK HAIRIL YAHRI YAACOB**

Atas pelantikan sebagai

**KETUA SETIAUSAHA  
KEMENTERIAN PELABURAN, PERDAGANGAN DAN INDUSTRI**

ikhlas daripada

**Seluruh Warga MITI dan Agensi**



# Terima Kasih

kepada

**YBhg. DATUK SERI ISHAM ISHAK**

Atas jasa dan perkhidmatan sebagai

**KETUA SETIAUSAHA  
KEMENTERIAN PELABURAN, PERDAGANGAN DAN INDUSTRI  
&  
Semoga terus cemerlang di  
tempat baharu**

ikhlas daripada

**Seluruh Warga MITI dan Agensi**



## Feedback

Send us your  
suggestions

Dear Readers,

Kindly click the link below for any comments in this issue. MWB reserves the right to edit and republish letters as reprints.

<http://www.miti.gov.my/index.php/forms/form/13>